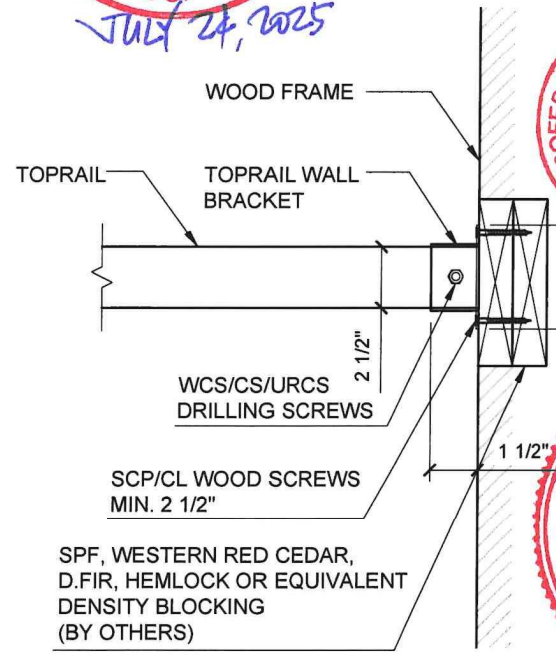
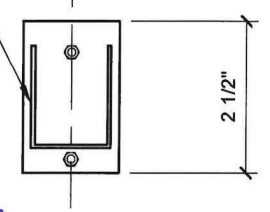

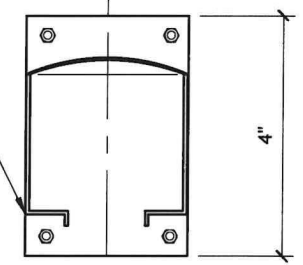


ELEVATION
1"=1'-0"




TOPRAIL CONNECTION DETAIL
1 1/2"=1'-0"



BRACKET DETAIL
1 1/2"=1'-0"

- NOTES**
- LOAD: 0.75 kN/m OR 1kN POINT LOAD
 - MATERIALS: ALUMINUM A6061-T6 U.N.O.
 - WALL BRACKET MATERIAL: ALUMINUM YL-102



JC DESIGN ENGINEERING LTD. UNIT G410 - 20178 96 AVENUE, LANGLEY BC CANADA V1M 0B2 T: 604-533-6423 W: www.jcdesigneng.com			
PROJECT: RAIL WALL MOUNT CONNECTION			
CLIENT: REGAL IDEAS INC.			
SHEET CONTENT: PICKET RAIL - WALL MOUNT			
DATE: 04/09/2021	SCALE: AS SHOWN	PROJECT NO.: R10-3	SHEET NO.: R10-3-001

No.	DESCRIPTION	DATE	BY	CHK
2	STANDARD DETAIL	APR. 25, 2025	RS	CFR
1	STANDARD DETAIL	OCT. 27, 2020	HY	CFR

THIS DRAWING IS FOR READ ONLY PURPOSES. NO DUPLICATION OR REPRODUCTION OF ANY KIND IS PERMITTED WITHOUT THE WRITTEN CONSENT OF JCJ DESIGN ENGINEERING LTD.