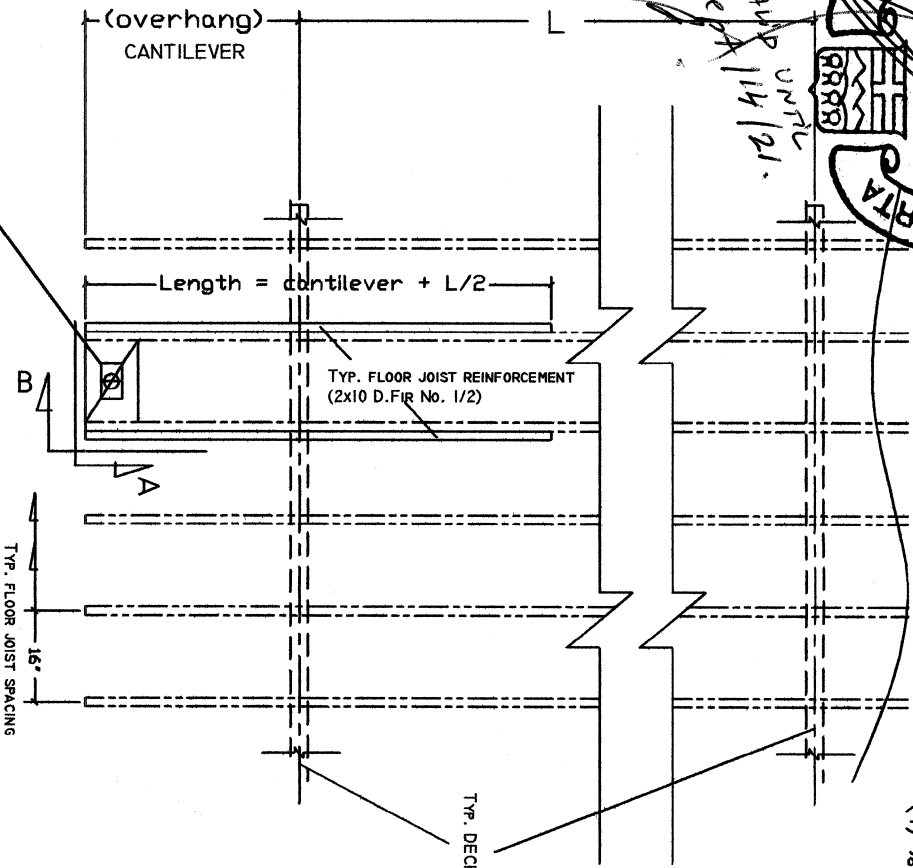


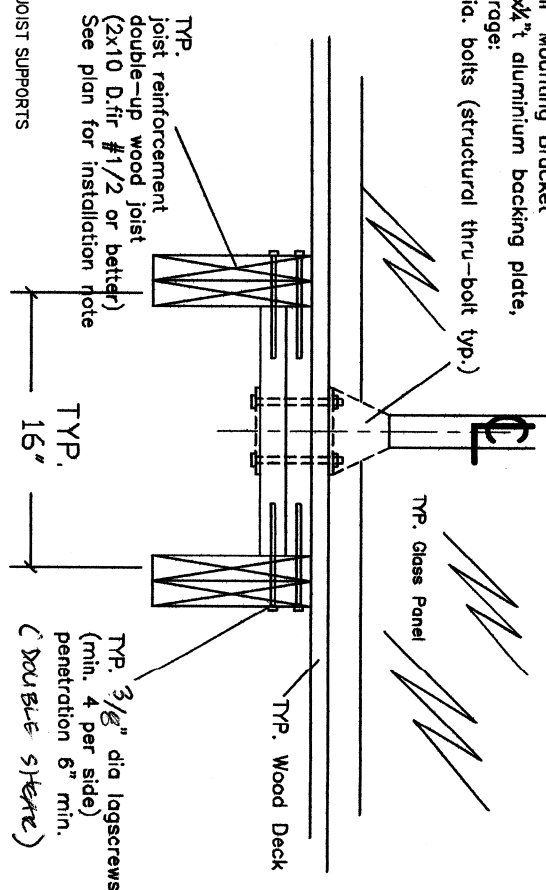


Sept 14/16

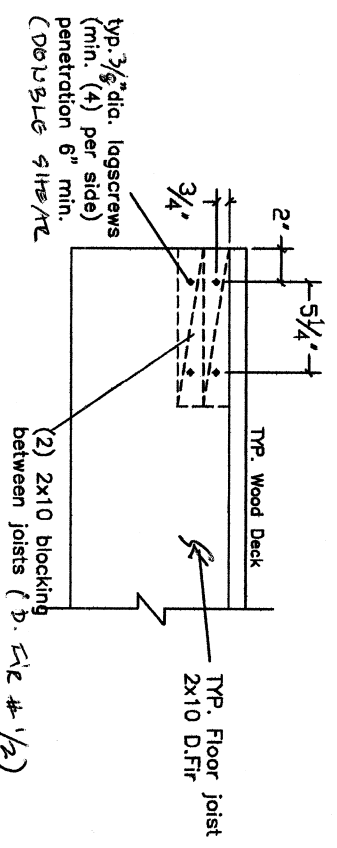
VAMP UNPL
Sept 14/21



TYP. Pre-Engineered
"Crystal Rail" Mounting Bracket
having 5x5x1/4" aluminum backing plate,
C/W anchorage:
** (4) 3/8" dia. bolts (structural thru-bolt typ.)



Section A




Section B

TYP. Deck Plan View


Installation Note:
TYP. 2x10 Joist reinforcement length = L/2 + cantilever
C/W 2x2" long comm. nails in 3 rows, @ 6" O.C. stag.

(2) 2x10 BLOCKING ON FLAT
FOR CRYSTAL RAIL POST MOUNT
C/W 5x5x1/4" T BACKING PLATE



Sept 14/16
VAMP UNPL
Sept 14/21

Sept 14/16
VAMP UNPL
Sept 14/21



NOTE:
DRY SERVICE CONDITION ASSUMED IN DESIGN

		CUSTOMER:	Regal Ideas	
		SUBJECT:	Crystal Rail Mount Details	
Burnaby Engineering Associates Ltd.	DATE:	1/Sept/2018	DATE:	3-2438
			DATE:	N.T.S.